

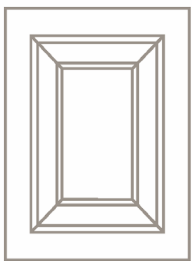
CURRENT CATALOG:

I & 2 PIECE CABINET DOORS & DRAWER FRONTS


Our HDF doors are cut to exact specifications, hand sanded, wrapped, and are ready for paint. The doors and drawer fronts are designed and then cut with our MultiCam CNC machine from high density composite wood. 1-piece designs and our modern styled 2-piece Shaker Style doors are favored by contractors and painters alike.

CABINET DOOR DESIGNS

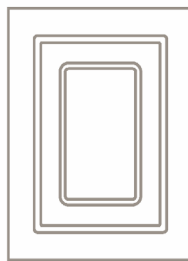
CHOICES FOR FRAME



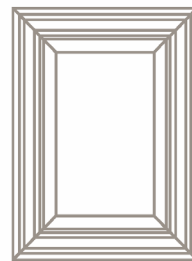
RAISED PANEL 3/8 BEAD



OUTSIDE BEAD RAISED
PANEL



DOUBLE BEAD RAISED
PANEL



TRIPLE BEAD RAISED
PANEL



LOUVERED PANEL




EYEBROW ARCHED RAISED
PANEL



CATHEDRAL ARCHED
RAISED PANEL



SLAB - 3/4" THICK FLAT



2 PIECE SHAKER



FULL REED OR BEADED
DOOR (DESIGN CHOICE)