

CURRENT CATALOG:

MITERED CABINET DOORS & DRAWER FRONTS

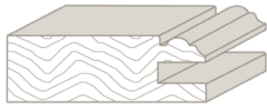
Mitered cabinet doors are durable, exactly sized, and beautiful while displaying unique design elements of the moulding frame for a polished look. With state-of-the-art CNC technology and specialized mitered door clamping machinery, the 45-degree joints of the mitered cabinet door frame are fused stronger than ever taking advantage of a tight-fitting mortise and solid tenon constructed with extra surface area for wood glue bonding. Interior Designer recommended!

CABINET DOOR DESIGNS

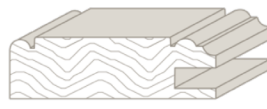
CHOICES FOR FRAME



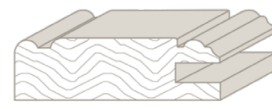
MXSQ SHAKER SQUARE 2-1/4"



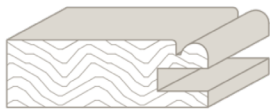
MXI OGEE BEAD 2-1/4"



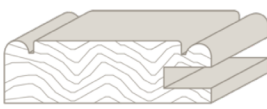
MX17 PB OGEE DOUBLE BEAD 2-1/2"



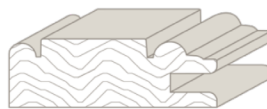
MX2 OGEE DOUBLE BEAD 2-1/2"



MX3 INSIDE BEAD 2-1/4"



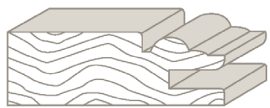
MX4 DOUBLE BEAD 2-1/2"



MX5 GATOR DOUBLE 2-1/2"



MX6 TRIPLE BEAD 2-1/4"



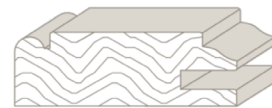
MX7 GATOR SQUARE EDGE 2-1/4"



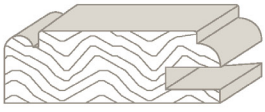
MX8 BEVEL 2-1/4"



MX9 DOUBLE BEVEL 2-1/2"



MX10 INSIDE OGEE BEAD 2-1/2"



MX11 OLD BEAD NEW BEAD
2-1/2"



MX12 BUBBLE BEADS 3"



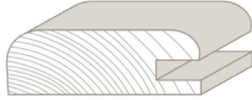
MX13 THE D'VILLE 2-11/16"



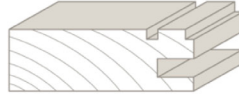
MX14 THE BELDING 3"



MX15 TERRACE 3"



MX16 THE JACOB 2-1/4"



MX18 SQUARE LINE 2-1/4"



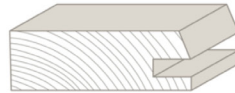
MX19 REED SIX 3-9/16"



MX20 COVE 2-1/4"



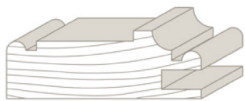
MX21 DOUBLE STEP 3"



MX22 FULL 22* BEVEL 2-1/4"



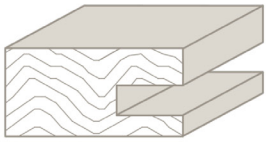
MX23 ANGLE CASING



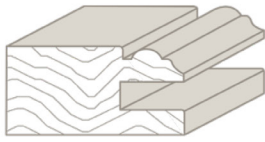
**MX24 FAUX APPLIED +
BEAD**

DRAWER FRONT DESIGNS

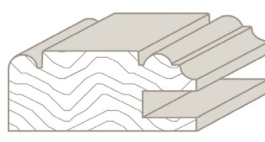
CHOOSE TO MATCH DOORS



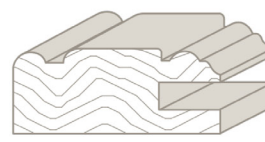
MXSQDF SHAKER SQUARE
1-1/2"



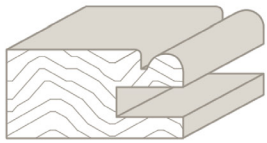
MXIDF OGEE BEAD 1-1/2"



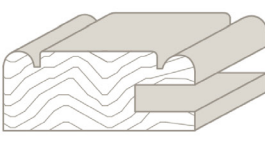
MXI7DF PB OGEE DOUBLE
BEAD 1-3/4"



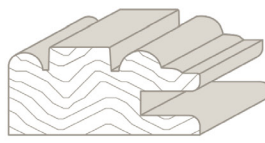
MX2DF OGEE DOUBLE
BEAD 1-13/16"



MX3DF BEAD 1-1/2"



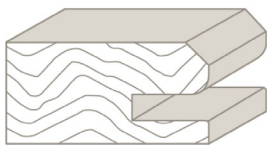
MX4DF DOUBLE BEAD 1-
13/16"



MX5DF GATOR DOUBLE 1-
13/16"



MX7DF GATOR 1-1/2"



MX8DF BEVEL 1-1/2"

WOOD TYPES

CHOICES FOR FRAME AND PANEL



POPLAR



MAPLE



RED OAK



BIRCH



CYPRESS



SPANISH CEDAR



ANTIQUÉ PINE




DE-NAILED CYPRESS



HDF



OTHER EXOTICS (SPECIAL SOURCING)



POPLAR/HDF



WHITE OAK



BEECH

PANEL PROFILES

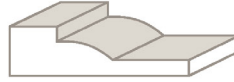
CHOOSE YOUR PANEL PROFILE



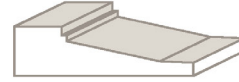
FLAT



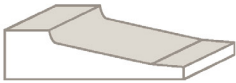
COVE



OGEE



CLASSIC



CHAMFER



GALLEY



TREY